





MODEL 400, COBRA® Thru Hub Exhaust & 13 Tooth Spline

Model 400	Cobra®
2.3 L (120 HP)Thru 1991	2.3 L (128 HP)1988-91
2.5 L (120 HP)1978-84	2.5 L (120 HP)1985-87
3.0 L (140 HP)Thru 1989	3.0 L (140 HP)1985-87

 HIGH PERFORMANCE ALUMINUM PROPELLERS								 ULTIMATE PERFORMANCE STAINLESS STEEL PROPELLERS			
3-BLADE				3-BLADE				STD 3-BLADE			
Dia.	Rot.	Pitch	Part No.	Dia.	Rot.	Pitch	Part No.	Dia.	Rot.	Pitch	Part No.
13-3/4	R	15	992103					13-3/8	R	15	993143
								13-3/8	L	15	993153
13-1/4	R	17	992104					13-1/4	R	17	993144
								13-1/4	L	17	993154
13	R	19	992105					13-1/8	R	19	993145
								13-1/8	L	19	993155
12-3/4	R	21	992106					13	R	21	993146
								13	L	21	993156




Drop-In Hub


Use XHS™ Hub Kit **106**

Do NOT use Gearcase Adapter Ring supplied with propeller.

Refer to pages 42-43 for more details

 ALUMINUM & STAINLESS STEEL PROPS						
Dia.	Rot.	Pitch	Bld#	Mat'l	OEM Part No.	Part No.
14	R	11	3	AL	382761	012047
14	R	13	3	AL	391668	011001
13-3/4	R	15	3	AL	391198	011002
13-3/4	R	15	3	SS	389949	013028
13-1/4	R	17	3	AL	391199	011003
13-3/8	R	17	3	SS	389948	013030
14	R	17	3	AL	176214	011024
13	R	19	3	AL	390896	011004
14	R	19	3	AL	176215	011025
12-3/4	R	21	3	AL	389788	011005
14	R	21	3	AL	176216	011026



 BALLISTIC				
Dia.	Rot.	Pitch	Bld#	Part No.
13-5/8	R	15	3	335030
13-12	R	17	3	335031
13-3/8	R	19	3	335032
13-1/8	R	21	3	335033

Rubber Hub Bushing

▶ LIMITED INVENTORY ITEMS.




MODEL 14 LARGE GEARCASE 1967-77

Non-Thru Hub Exhaust & Pin Drive

Suggestion: For twin installation increase pitch 2".

HP RANGE: 120-245

						
ALUMINUM & STAINLESS STEEL PROPS						
Dia.	Rot.	Pitch	Bld#	Mat'l	OEM Part No.	Part No.
14	R	11	3	AL	382676	▶ 012089
14	R	12	3	AL	382017	012090
14	R	14	3	AL	381185	012091
14	R	16	3	AL	381186	012092
14	R	18	3	AL	381187	012093
14	R	20	3	AL	383287	012094




012091

Rubber
Hub
Bushing

80-90 HP CYCLE SMALL GEARCASE 1968 • MARINE DRIVE SYSTEMS/RANGER

Thru Hub Exhaust & Pin Drive

Suggestion: For twin installation increase pitch 2".HP RANGE: 80-120

						
ALUMINUM & STAINLESS STEEL PROPS						
Dia.	Rot.	Pitch	Bld#	Mat'l	OEM Part No.	Part No.
10	R	11	3	AL	377978	012044
10	R	12	3	AL	378039	012045



012043

Rubber
Hub
Bushing


SEA DRIVE® 1982 & NEWER • 4-1/4" GEARCASE

Thru Hub Exhaust & 13 Tooth Spline

1.6 L V-41982 & Newer

1.8 L V-41987 & Newer

For twin installation increase pitch 2".

						
ALUMINUM & STAINLESS STEEL PROPS						
Dia.	Rot.	Pitch	Bld#	Mat'l	OEM Part No.	Part No.
14	R	11	3	AL	382761	012047
14	R	13	3	AL	391668	011001
13-3/4	R	15	3	AL	391198	011002
13-1/4	R	17	3	AL	391199	011003
13-3/8	R	17	3	SS	389948	▶ 013030
14	R	17	3	AL	176214	011024
13	R	19	3	AL	390896	011006
14	R	19	3	AL	176215	011025
12-3/4	R	21	3	AL	389788	011005
14	R	21	3	AL	176216	011026



011004



Ballistic™
High Performance
Stainless Steel Propeller



BALLISTIC XL				
Dia.	Rot.	Pitch	Bld#	Part No.
13-5/8	R	15	3	335030
13-12	R	17	3	335031
13-3/8	R	19	3	335032
13-1/8	R	21	3	335033

Rubber
Hub
Bushing

▶ LIMITED INVENTORY ITEMS.